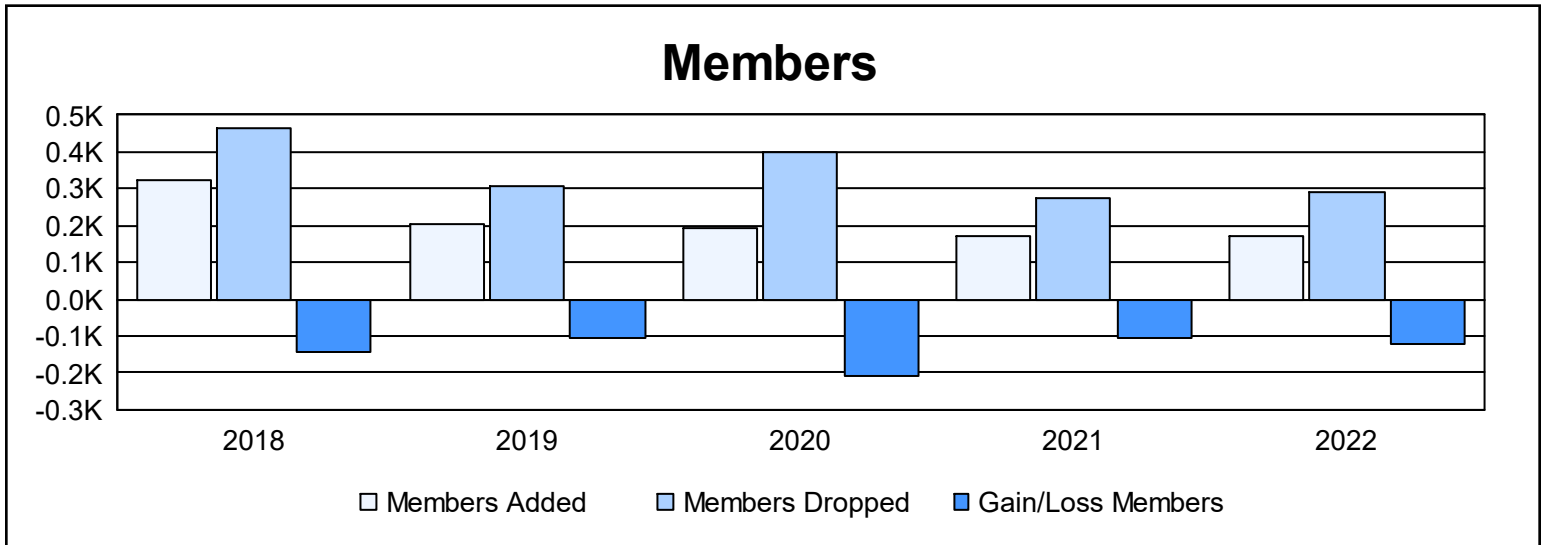
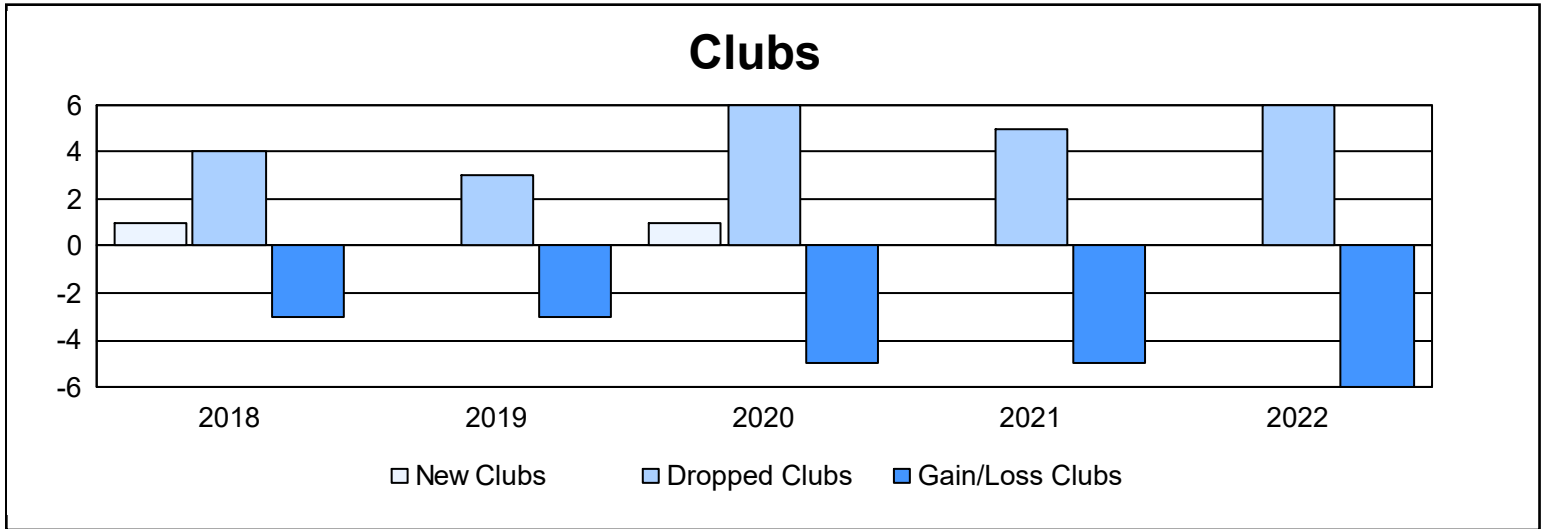
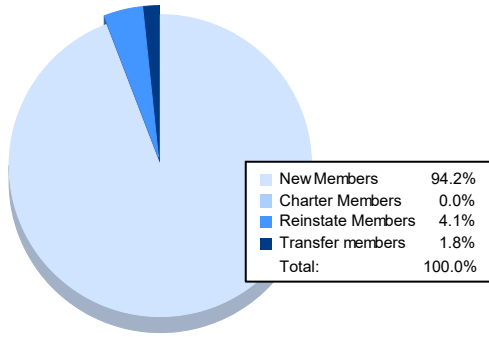


Year	New Clubs	Dropped Clubs	Gain/ Loss Clubs	New Members	Charter Members	Reinstate Members	Transfer Members	Total Member Added	Total Members Dropped	Gain/ Loss Members
2017-2018	1	4	-3	264	29	9	21	323	464	-141
2018-2019	0	3	-3	157	10	27	9	203	309	-106
2019-2020	1	6	-5	147	25	12	9	193	399	-206
2020-2021	0	5	-5	127	1	37	5	170	277	-107
2021-2022	0	6	-6	161	0	7	3	171	291	-120
<b>Average</b>	<b>0</b>	<b>5</b>	<b>-4</b>	<b>171</b>	<b>13</b>	<b>18</b>	<b>9</b>	<b>212</b>	<b>348</b>	<b>-136</b>



### Membership Composition June 2022 Cumulative



### Gender Composition June 2022 Cumulative

